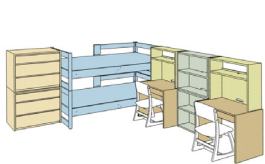


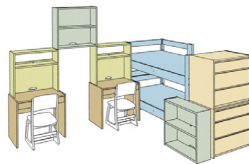
Congratulations on receiving your furniture! MFS Modular furniture provides ultimate flexibility and ease of use. With over 50 possible room configurations, you can setup and rearrange MFS just the way you want it without tools or staff help.



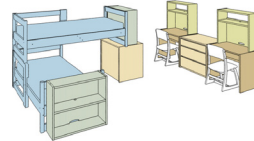
## Configurations




Double, bunked



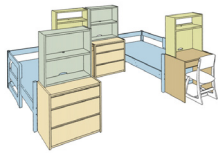
Double, bunked



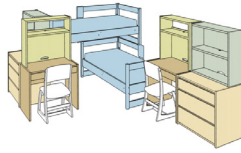
Double, trundled




Double, trundled



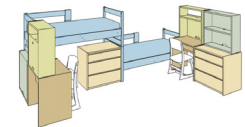
Double, on the floor



Double, trundled



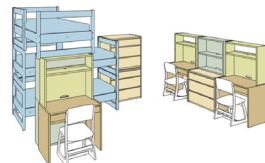
Double, bunked



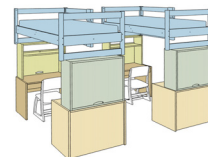
Double, staggered stack



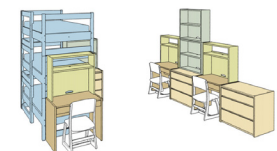
Triple, staggered stack and trundled



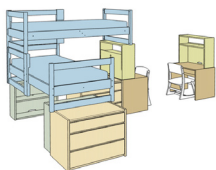
Triple, bunked



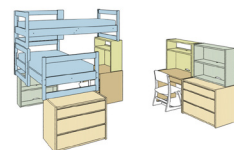
Double, high loft




Triple, bunked



Double, trundled



Double, trundled



Triple, trundled



## User Instructions

---

- MFS furniture is based on a building block concept. The five standard furniture pieces are 29" high and can be stacked on top of each other in many arrangements.
- To ensure the furniture is properly positioned in a stacked arrangement a pin and hole system is incorporated into the design of the furniture.
- Steel pins must be inserted in the holes of the furniture before another piece can be stacked on top of it.
- The long pins should be used when stacking a bed on top of another; the short pins should be used in any other arrangement.
- No tools are needed to arrange the furniture at any time.
- Beds can be positioned at two heights; to change heights, remove mattress and two platform boards and turn bed over.

## Safety

---

- Always use two people to lift and stack furniture.
- Always use pins to secure furniture when stacking.
- Never use furniture for an unintended purpose.
- If you notice any loose connectors, contact your facility maintenance staff immediately for tightening.

## Care

---

Minimum effort is required in the care for your MFS furniture, as the ultra-violet cured finish is much harder than conventional finishes. The finish provides superior resistance to a wide variety of common liquids that stain or damage other finishes. Most dirt, grease, pen marks and liquid spills can be removed with liquid dishwashing detergent.